

Cercle de la Lune

-----for piano, violin and gong agengs

Jingjing Luo 2013

ALL RIGHTS RESERVED 2013
INTERNATIONAL COPYRIGHTS ©ASCAP/LUO 2013

INSTRUMENTATION

PIANO



Left hand play the written pitch on keyboard while one finger of the right hand lightly touches on designated harmonic partials on the string, only the partials can be heard



Bang on the lowest strings inside the piano with both Fists forcefully

VIOLIN

Scratchy tone in low or upper register

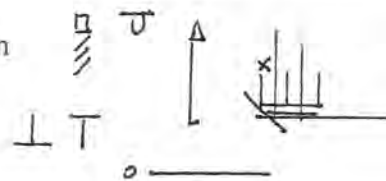

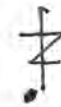
Sul Ponti. with indefinite or definite pitch fast or slow gliss. up to the highest harmonic partials on A string

Bowing behind or on the bridge with a high piercing and pointillist quality of tone color

Bird-sound with or without definite pitch, gliss. up to the highest harmonic. Must use sul ponti. on A string

Col legno battuto on wood randomly (c.l.batt)

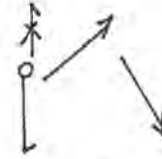
Slamming, clamping, slapping, Bartok pizz, pulling or knocking on wood and on all four strings in random order



Clamping hands over all four strings, use frog



A noise accent followed by fast gliss in upward to the highest harmonic. Marcato extreme



Bowing from assigned pitch to the highest harmonic



Cover all four strings with whole hand in first position play randomly on all strings




One-fourth lower or higher flat



PERCUSSION

Scrape the string forcefully and slowly with the thumb nail upward in order to produce the roughest scratchy tone. Lower string preferred



Slap on random strings followed by a fast gliss. upward use the back of four fingertips



Knock on wood quiet or loud inside the piano



Tap on wood



Pluck the strings with fingernails in the upper register



Explosive Loud bang with both fists on strings in the lower register of inside the piano.




Circling on strings in big circles with nails inside the piano. Dynamics accordingly




Slap on strings then gliss. upward with the back of four fingertips of one hand while the other hand circling on strings.



Flutter tonguing



Bang forcefully and loudly on the string with one fist, then immediately use the gong to touch the edge of string while it vibrates



Noise making. Tap, scratch and scrape on strings with fingernails in the upper register spontaneously and simultaneously



Snap on one string inside the piano with the thumbnail and the index fingernail fast gliss. upward in order to produce a high partial tone at the end of gliss. on the same string



LUO
2013

Cercle de la Lune

♩ = 46

The image shows a handwritten musical score for three instruments: Violin, Gong ageng, and Piano. The score is divided into four measures by vertical bar lines. The Violin part features a melodic line with various ornaments and dynamics, including a 'sim.' marking. The Gong ageng part consists of a single note in the first measure, followed by rests. The Piano part includes chords and single notes, with a 'c.l.v.' marking and a 'Ped.' pedal line at the bottom. The tempo is indicated as quarter note = 46.

Violin

Gong ageng

Piano

sim.

c.l.v.

Ped.

P.

Handwritten musical score for Violin (V.), Guitar (G.), and Piano (PND.).

Violin (V.): Starts with a circled '5' in a triangle. The first measure has a circled 'V.' and a circled '5'. The first two notes are marked *sfz*. The first note has a slur above it with the text "sul A" and "fast". The second note has a slur above it with the text "sul Pont." and "gliss.". The third note is marked *f*. The fourth measure is marked *norm.* with an arrow pointing to the right. The fifth measure has a slur above it with the text "p" and "ff".

Guitar (G.): Starts with a circled "9.49". The first measure has a circled "5" and a circled "b". The first two notes are marked *sfz*. The first note has a slur above it with the text "sul A" and "fast". The second note has a slur above it with the text "sul Pont." and "gliss.". The third note is marked *f*. The fourth measure is marked *norm.* with an arrow pointing to the right. The fifth measure has a slur above it with the text "p" and "ff".

Piano (PND.): The first measure has a circled "5" and a circled "b". The first two notes are marked *sfz*. The first note has a slur above it with the text "sul A" and "fast". The second note has a slur above it with the text "sul Pont." and "gliss.". The third note is marked *f*. The fourth measure is marked *norm.* with an arrow pointing to the right. The fifth measure has a slur above it with the text "p" and "ff".

Other markings: "Ped." is written below the piano part in the first, second, and fifth measures. "cl.v.i." is written below the piano part in the first measure. "(# # #)" is written above the piano part in the second measure. "(l.v.)" is written below the piano part in the second and fifth measures.

Handwritten musical score for Violin (V.), G. ag. (Guitar), and Piano (Pno.).

Violin (V.): Features a melodic line with dynamic markings *p*, *ff*, and *pp*. Includes a *bul Pont.* (bowed point) marking and a *miss.* (missed) note. A triangle symbol \triangle is positioned above the staff.

G. ag. (Guitar): Shows a series of chords and notes, with a *pp* marking.

Piano (Pno.): Includes a bass line with notes marked *(l.v.)* and a treble line with notes marked *pp* and *3*. A *ped.* (pedal) marking is present at the beginning, and a *soft Pedal. (dump)* marking is at the end.

Handwritten musical score for a piano, consisting of three systems of staves. The score includes various musical notations such as notes, rests, and dynamic markings.

System 1 (Top): Features a treble clef staff with notes and slurs. Above the staff, the word "birding" is written. Dynamic markings include *sf* and *pp*. A second staff below it contains rests and a few notes, with the instruction "Knochenwied" written above it.

System 2 (Middle): Features a bass clef staff with a dense texture of notes, many of which are beamed together. Dynamic markings include *sfz*, *pp*, and *sp*. A second staff below it contains rests and notes, with a dynamic marking of *pp*.

System 3 (Bottom): A single staff with a bass clef, containing rests and notes. It includes the instruction "No Pedal!" and "S. Ped." with a line extending to the right.

Additional markings include "Sul. P." and "3." above notes in the first system, and "3" below notes in the second system. A circled "S.P." is written at the bottom left.

15

(S.P.) birding

(S.P.) slow gliss up

(wood) randomly

fast plucking strings w/ nails

3

pp

5.

(S.P.)

(c.b. batt) Randomly
collesnobattuto on wood 0

Handwritten musical score for three staves. The top staff is a treble clef with a 'fast' tempo marking. The middle staff is a bass clef with 'collesnobattuto' markings and a '(wood) fast' tempo marking. The bottom staff is empty. The score includes various musical notations such as notes, rests, and dynamic markings like 'p', 'pp', 'sfz', and 'f'.

* $\overset{\curvearrowright}{\underset{\curvearrowleft}{p}}$ = gliss. * a 'noise' accent. then fast downward, extreme.

Handwritten musical score for a string quartet, consisting of five staves. The notation includes various dynamics and articulations:

- Staff 1 (Violin I):** Features a melodic line with accents, glissandi, and dynamic markings such as *sfz*, *p*, and *sfz*. A rehearsal mark **25** is indicated by a triangle above the staff.
- Staff 2 (Violin II):** Contains rhythmic patterns with dynamic markings *mp*, *p*, *pp*, and *ppp*.
- Staff 3 (Viola I):** Features vertical strokes with dynamic markings *mp*, *p*, *pp*, and *ppp*.
- Staff 4 (Viola II):** Features vertical strokes with dynamic markings *mp*, *p*, *pp*, and *ppp*.
- Staff 5 (Cello):** Contains rhythmic patterns with dynamic markings *mp*, *p*, *pp*, and *ppp*.

Performance instructions include "sfz tapping on strings" circled in the first violin part and "a 'noise' accent. then fast downward, extreme." at the top left. A circled *mp* is also present in the second violin part.

Handwritten musical score for guitar, consisting of four staves. The notation includes rhythmic patterns with stems and flags, and dynamic markings such as *ppp*, *f*, and *p*. A circled 'C' symbol is present in the third measure of the second staff. The score is annotated with performance instructions: *ppp* (pianissimo) and *f* (forte) in the first and third measures, and *p* (piano) in the second measure. A circled 'C' symbol is present in the third measure of the second staff. The instruction *(on wood!)* is written in the first measure of the second staff. The score is divided into three measures by vertical bar lines.

$\downarrow = 40$

slowly.

Pointilistic: Very quietly.

30

Handwritten musical score for three staves. The top staff contains notes with stems and flags, some circled. The middle staff contains notes with stems and flags, some circled. The bottom staff contains notes with stems and flags, some circled. There are various performance markings like 'pp', 'sfz', 'f', and 'pizz.' scattered throughout.

longing!

pp

sfz

3
pp

sfz ————— f

(l.v.)

f Ped. —

35

Sul Pont.

Only a bit Malcazio.

(m.v.)

knapping and scratch on strings / noise making.

**snap*

p *pp* *p* *pp* *mf* *pp*

pp *pp* *pp*

Handwritten musical score for guitar, consisting of three staves. The notation includes chords, single notes, and dynamic markings. The score is annotated with several handwritten notes and symbols:

- Staff 1 (top):
 - First measure: *(s.p.)* above the staff, with a circled 'o' and an arrow pointing to a note.
 - Second measure: *mf* below the staff.
 - Third measure: *f* below the staff.
 - Fourth measure: *ff* below the staff.
 - Fifth measure: *ff* below the staff.
 - Sixth measure: *ff* below the staff.
 - Seventh measure: *ff* below the staff.
 - Eighth measure: *ff* below the staff.
- Staff 2 (middle):
 - First measure: *tr* above the staff.
 - Second measure: *tr* above the staff.
 - Third measure: *tr* above the staff.
 - Fourth measure: *tr* above the staff.
 - Fifth measure: *tr* above the staff.
 - Sixth measure: *tr* above the staff.
 - Seventh measure: *tr* above the staff.
 - Eighth measure: *tr* above the staff.
 - Ninth measure: *tr* above the staff.
 - Tenth measure: *tr* above the staff.
 - Eleventh measure: *tr* above the staff.
 - Twelfth measure: *tr* above the staff.
 - Thirteenth measure: *tr* above the staff.
 - Fourteenth measure: *tr* above the staff.
 - Fifteenth measure: *tr* above the staff.
 - Sixteenth measure: *tr* above the staff.
 - Seventeenth measure: *tr* above the staff.
 - Eighteenth measure: *tr* above the staff.
 - Nineteenth measure: *tr* above the staff.
 - Twentieth measure: *tr* above the staff.
 - Twenty-first measure: *tr* above the staff.
 - Twenty-second measure: *tr* above the staff.
 - Twenty-third measure: *tr* above the staff.
 - Twenty-fourth measure: *tr* above the staff.
 - Twenty-fifth measure: *tr* above the staff.
 - Twenty-sixth measure: *tr* above the staff.
 - Twenty-seventh measure: *tr* above the staff.
 - Twenty-eighth measure: *tr* above the staff.
 - Twenty-ninth measure: *tr* above the staff.
 - Thirtieth measure: *tr* above the staff.
 - Thirty-first measure: *tr* above the staff.
 - Thirty-second measure: *tr* above the staff.
 - Thirty-third measure: *tr* above the staff.
 - Thirty-fourth measure: *tr* above the staff.
 - Thirty-fifth measure: *tr* above the staff.
 - Thirty-sixth measure: *tr* above the staff.
 - Thirty-seventh measure: *tr* above the staff.
 - Thirty-eighth measure: *tr* above the staff.
 - Thirty-ninth measure: *tr* above the staff.
 - Fortieth measure: *tr* above the staff.
 - Forty-first measure: *tr* above the staff.
 - Forty-second measure: *tr* above the staff.
 - Forty-third measure: *tr* above the staff.
 - Forty-fourth measure: *tr* above the staff.
 - Forty-fifth measure: *tr* above the staff.
 - Forty-sixth measure: *tr* above the staff.
 - Forty-seventh measure: *tr* above the staff.
 - Forty-eighth measure: *tr* above the staff.
 - Forty-ninth measure: *tr* above the staff.
 - Fiftieth measure: *tr* above the staff.
- Staff 3 (bottom):
 - First measure: *ff* below the staff.
 - Second measure: *ff* below the staff.
 - Third measure: *ff* below the staff.
 - Fourth measure: *ff* below the staff.
 - Fifth measure: *ff* below the staff.
 - Sixth measure: *ff* below the staff.
 - Seventh measure: *ff* below the staff.
 - Eighth measure: *ff* below the staff.
 - Ninth measure: *ff* below the staff.
 - Tenth measure: *ff* below the staff.
 - Eleventh measure: *ff* below the staff.
 - Twelfth measure: *ff* below the staff.
 - Thirteenth measure: *ff* below the staff.
 - Fourteenth measure: *ff* below the staff.
 - Fifteenth measure: *ff* below the staff.
 - Sixteenth measure: *ff* below the staff.
 - Seventeenth measure: *ff* below the staff.
 - Eighteenth measure: *ff* below the staff.
 - Nineteenth measure: *ff* below the staff.
 - Twentieth measure: *ff* below the staff.
 - Twenty-first measure: *ff* below the staff.
 - Twenty-second measure: *ff* below the staff.
 - Twenty-third measure: *ff* below the staff.
 - Twenty-fourth measure: *ff* below the staff.
 - Twenty-fifth measure: *ff* below the staff.
 - Twenty-sixth measure: *ff* below the staff.
 - Twenty-seventh measure: *ff* below the staff.
 - Twenty-eighth measure: *ff* below the staff.
 - Twenty-ninth measure: *ff* below the staff.
 - Thirtieth measure: *ff* below the staff.
 - Thirty-first measure: *ff* below the staff.
 - Thirty-second measure: *ff* below the staff.
 - Thirty-third measure: *ff* below the staff.
 - Thirty-fourth measure: *ff* below the staff.
 - Thirty-fifth measure: *ff* below the staff.
 - Thirty-sixth measure: *ff* below the staff.
 - Thirty-seventh measure: *ff* below the staff.
 - Thirty-eighth measure: *ff* below the staff.
 - Thirty-ninth measure: *ff* below the staff.
 - Fortieth measure: *ff* below the staff.
 - Forty-first measure: *ff* below the staff.
 - Forty-second measure: *ff* below the staff.
 - Forty-third measure: *ff* below the staff.
 - Forty-fourth measure: *ff* below the staff.
 - Forty-fifth measure: *ff* below the staff.
 - Forty-sixth measure: *ff* below the staff.
 - Forty-seventh measure: *ff* below the staff.
 - Forty-eighth measure: *ff* below the staff.
 - Forty-ninth measure: *ff* below the staff.
 - Fiftieth measure: *ff* below the staff.

Additional annotations:

- scratch on low strings* with an arrow pointing to the lower strings of the guitar.
- Non-Ped.* under the first measure of the bottom staff.
- n.p.* under the last measure of the bottom staff.

44

Freeby!

♩ = 63

hul G.

ff

45

4

ff, ff, ff, ff

fff, 3, 5

f (l.v.)

15.

ped.

Handwritten musical score on a page with a circled 'A' in the top left corner. The score consists of three staves:

- Top Staff:** Features a treble clef and a series of six chords. Each chord is represented by a pair of notes with stems pointing downwards, and a '7' is written below each pair. Dotted lines are drawn above each pair of notes.
- Middle Staff:** An empty staff with a treble clef.
- Bottom Staff:** Features a bass clef and a series of six notes. Each note has a stem pointing upwards and is followed by a brace-like symbol.

Handwritten musical score for three staves. The top staff has a tempo marking $\text{♩} = 80$ and contains two measures of chords marked *mf* and *f*. The middle staff has a tempo marking $\text{♩} = 80$ and contains four measures of chords with dynamics *pp*, *f*, *f*, and *p*. The bottom staff is mostly empty. A large bracket on the left side groups the first two staves.

Ped. —————

The image shows a handwritten musical score for guitar, consisting of two systems of staves. The top system has a treble clef and a key signature of one sharp (F#). The bottom system has a bass clef and a key signature of one sharp (F#). The notation includes chords, melodic lines, and various musical markings.

Top System:

- Staff 1: Treble clef. Contains a melodic line with slurs and accents. A dynamic marking *ff* is present.
- Staff 2: Treble clef. Contains chordal accompaniment with vertical stems and beams.
- Staff 3: Treble clef. Contains a bass line with a '5' marking under the first measure.

Bottom System:

- Staff 4: Treble clef. Contains a melodic line with slurs and accents.
- Staff 5: Treble clef. Contains chordal accompaniment with vertical stems and beams.
- Staff 6: Bass clef. Contains a bass line with '5' markings under the first four measures and '6' markings under the last two measures.

Text:

g. a. g.
rady

55 Sudden ♩ = 40
(freely.)

♩ = 48-52

With full force!
g.a.g. *

fff (l.v.) (Wait vib fades away completely)

♩ = 48

pp (l.v.)

With full force!

pp (l.v.) (Wait vib. fades away completely)

pp (l.v.)

Handwritten musical score for piano, consisting of three staves. The top staff is a treble clef with notes and rests. The middle staff is a grand staff with notes and rests. The bottom staff is a bass clef with notes and rests. The score includes dynamic markings such as *p*, *pp*, and *mp*, and articulation markings like *tr* and *acc*. There are also performance instructions like *Ped.* and *(l.v.)*. A circled *5** is written at the top left, and a triangle containing *60* is at the top right.

61

Handwritten musical score for four staves. The top staff contains a melodic line with dynamics *p* and *mp*, and triplet markings. The second staff contains accompaniment with *mp* dynamics. The third staff is mostly empty. The bottom staff contains a bass line with dynamics *mp* and chordal figures.

(ped. →)

65

Handwritten musical score for four staves. The top staff contains a melodic line with a triplet of eighth notes in the first measure. The second and third staves show chordal accompaniment with fingerings and dynamics like 'mf'. The bottom staff features a bass line with a steady eighth-note accompaniment and dynamics 'mf' and 'f'.

(Ped. ← →)

Handwritten musical score for three staves. The score is marked with measure numbers 69 and 72. The notation includes notes, rests, and dynamic markings such as *ff*, *mf*, *mp*, and *p*. The bottom staff features a bass line with a key signature of one sharp (F#) and a common time signature (C). The score is enclosed in a large bracket on the left side.

23.

fine